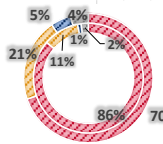
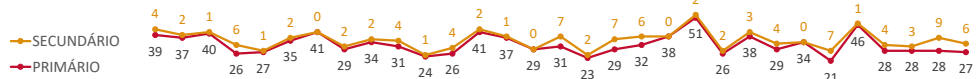


TOTAL DE LIGAÇÕES NO MÊS: 47.726
 TOTAL DE CHAMADOS REGULADOS NO MÊS: 13.536

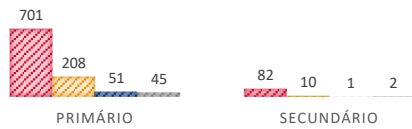
PAINEL DE ATENDIMENTOS SAMU 192 CIM NORTE/ES - MAR/21

1100 CHAMADOS/REGULAÇÕES




INCIDENTE GERAL

- CLINICO
- CAUSAS EXTERNAS
- PSIQUIATRICO
- GINECO-OBSTETRICO



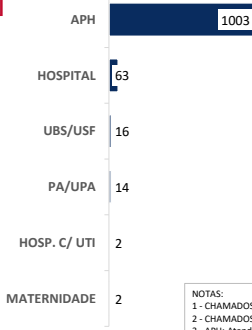
MUNICÍPIO DE ORIGEM



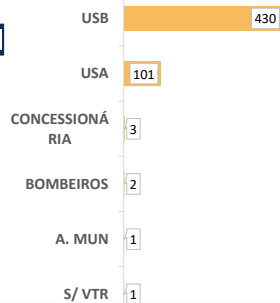
HORA DO CHAMADO



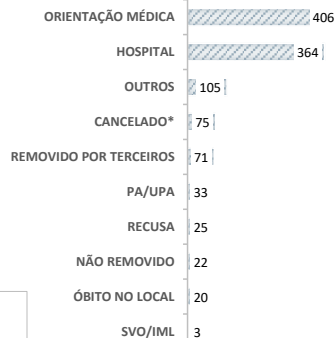
TIPO DE ORIGEM



SAÍDAS DE AMBULÂNCIA

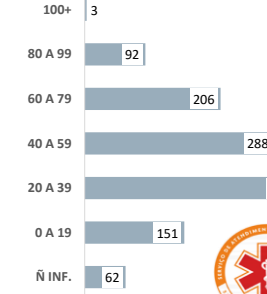


DESEFECHO

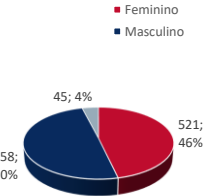


NOTAS:
 1 - CHAMADOS PRIMÁRIOS: chamados oriundos da população.
 2 - CHAMADOS SECUNDÁRIOS: chamados oriundos de serviços médicos de saúde.
 3 - APH: Atendimento pré-hospitalar.
 4 - SAÍDAS DE AMBULÂNCIA: Total de saídas dos Municípios CIM NORTE.


FAIXA ETÁRIA



SEXO



ENVOLVIDOS
1124



INCIDENTES

